

## Synthesis and X-Ray Crystallographic Studies of Dithiepan Derivatives of Carbohydrates

By ALICE GATEAU-OLESKER, STEPHANE D. GERO,\* CLAUDINE PASCARD-BILLY, CLAUDE RICHE, ANNE-MARIE SEPULCHRE, and GEORGES VASS

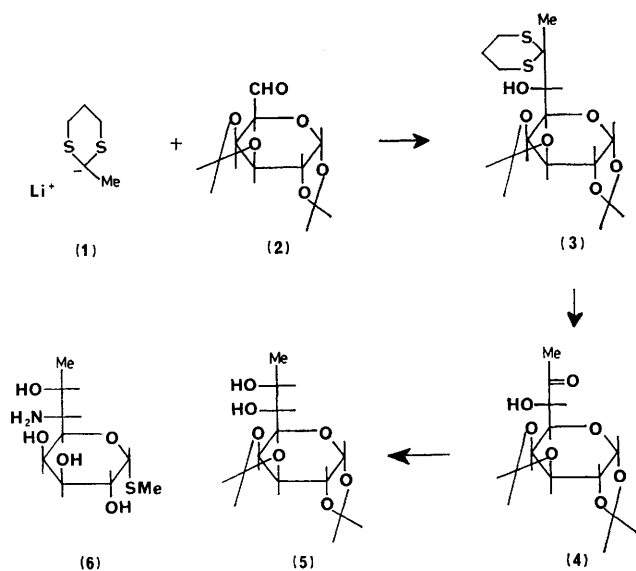
(Institut de Chimie des Substances Naturelles, C.N.R.S., 91190 Gif sur Yvette, France)

and NEIL A. HUGHES

(School of Chemistry, University of Newcastle upon Tyne, Newcastle upon Tyne NE1 7RU)

**Summary** Nucleophilic addition of 2-lithio-2-methyl-1,3-dithian to the dialdehyde (2) gives the two diastereoisomers (3) and (7); compound (7) was transformed into a new class of carbohydrate dithiepan derivatives (11)–(13).

THE recent discovery of several antibiotics<sup>1,2</sup> containing octose groups of unusual functionality, which include aldamycin E, quinocycline complex antibiotics, lincomycin, and apramycin<sup>3</sup> has stimulated the search for a synthesis of octose derivatives from the more abundant hexoses. The construction of such molecules requires suitable chain-branching or chain-extension of a hexose by two functionalized carbon atoms. We have considered<sup>4</sup> nucleophilic addition of a 2-lithio-1,3-dithian derivative to a ketose or aldose.

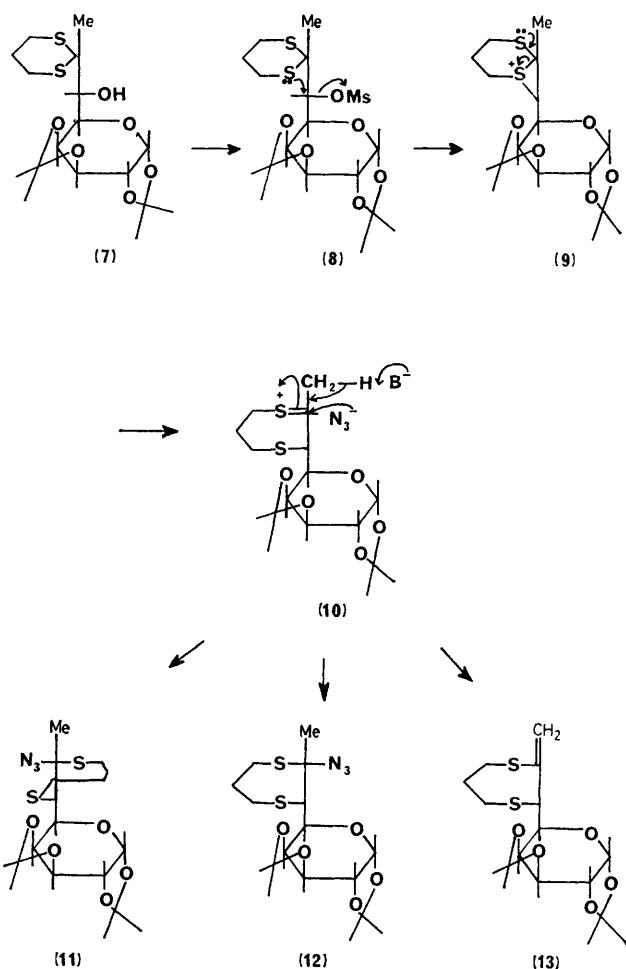


SCHEME 1

Here we report the stereocontrolled preparation of the two diastereoisomers (3) and (7), and their transformations into the octopyranose (5), and into a new class of carbohydrate dithiepan derivatives [(11)–(13)].

When the pyranose (2) was treated with equimolar quantities of the dithian (1) in dry tetrahydrofuran ( $-20^{\circ}$ , 20 h), compound (3) was obtained as the major product (42%);  $M^+$  392, m.p.  $106-109^{\circ}$ ,  $[\alpha]_D - 36^{\circ}$  ( $c$  1.22,  $\text{CHCl}_3$ ). The absolute configuration at the newly formed asymmetric centre [C-6 in (3)] was established from circular dichroism studies. Compound (3) has a negative Cotton effect, which corresponds in sign and location (230 nm)

with that of 6-C-(1',3'-dithian-2'-yl)-1,2:3,4-di-O-isopropylidene- $\alpha$ -D-glycero-D-galacto-heptopyranose.<sup>7</sup> The D-glycero configuration of the latter was also proved by chemical correlations. The minor product (17%) was compound (7);  $M^+$  392, m.p.  $111-112^{\circ}$ ,  $[\alpha]_D - 53^{\circ}$  ( $c$  1.7,  $\text{CHCl}_3$ ) which has been described previously.<sup>4</sup> Only the diastereoisomer (7) was obtained (34%) when hexamethyl phosphoric triamide was used as solvent in the addition reaction.



SCHEME 2

Treatment of (3) with mercuric chloride and cadmium carbonate in absolute ethanol ( $80^{\circ}$ , 1 h) gave the ketone (4), which was then reduced with sodium borohydride to give the octopyranose (5) [60% from (3)] (Scheme 1); m.p.  $149.5-151^{\circ}$ ,  $[\alpha]_D - 57.4^{\circ}$  ( $c$  1.4,  $\text{CHCl}_3$ ) identical (by m.p.,

mixed m.p.,  $[\alpha]_D$ , and chromatographic mobility) with an authentic sample synthesised<sup>5</sup> by a different route. The diol (3) has previously been converted<sup>6</sup> into thiolinosaminide (6) and lincomycin.

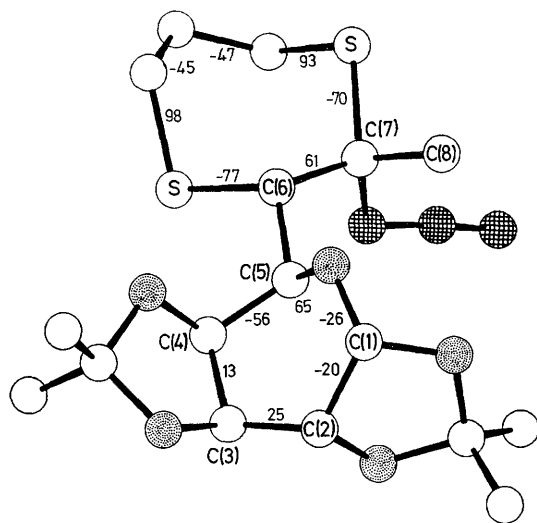


FIGURE. Molecular structure of 7-azido-8-deoxy-1,2:3,4-di-O-isopropylidene-6,7-S,S-trimethylene-6,7-dithio- $\alpha$ -L-threo-D-galacto-octopyranose (11) showing the principal torsional angles in degrees.

† Structures (12) and (13) were assigned on the basis of <sup>1</sup>H and <sup>13</sup>C n.m.r. and [for (12)] i.r. spectra.

<sup>1</sup> H. Grisebach and R. Schmid, *Angew. Chem. Internat. Edn.*, 1972, **11**, 159.

<sup>2</sup> S. Hanessian and Th. H. Haskell, 'The Carbohydrates,' vol IIA, Academic Press, New York, 1970, 139.

<sup>3</sup> S. O'Connor and L. K. T. Lam, Abstracts, 165th National Meeting of the American Chemical Society, Texas, April, 1973.

<sup>4</sup> A. M. Sepulchre, A. Gateau-Olesker, G. Lukacs, G. Vass, S. D. Gero, and W. Voelter, *Tetrahedron Letters*, 1972, 3945.

<sup>5</sup> D. G. Lance, W. A. Szarek, J. K. N. Jones, and G. B. Howarth, *Canad. J. Chem.*, 1969, **47**, 2871.

<sup>6</sup> G. B. Howarth, W. A. Szarek, and J. K. N. Jones, *J. Chem. Soc. (C)*, 1970, 2218.

<sup>7</sup> A. M. Sepulchre, G. Vass, and S. D. Gero, *Compt. rend.*, 1972, **C274**, 1077.

<sup>8</sup> C. Riche, *Acta Cryst.*, 1973, **A29**, 133.

<sup>9</sup> W. R. Busing, K. O. Martin, and H. A. Levy, ORFLS, ORNL-TM 305, Report, O.A.K. Ridge National Laboratory, OAK Ridge, Tennessee 1962.

The alcohol (7) gave a mesylate<sup>4</sup> (8) and it was of interest to investigate the behaviour of this mesylate towards displacement reactions in view of presence of the neighbouring thio function.

Treatment of the mesylate (8) with sodium azide in dimethylformamide (80°, 5 h) gave compounds (11) (12%), m.p. 115–118°,  $[\alpha]_D +137^\circ$  (*c* 0.92, CHCl<sub>3</sub>), *M*<sup>+</sup> 417; (12) (15%), *M*<sup>+</sup> 417; (13) (28%), *M*<sup>+</sup> 375.†

Colourless crystals of (11) were grown from ethanol. The material crystallises in the orthorhombic space group *P*2<sub>1</sub>2<sub>1</sub>2<sub>1</sub> with cell dimensions: *a* = 9.599, *b* = 10.83 and *c* = 19.558 Å. The structure was solved by direct methods, using the phase function.<sup>8</sup> X-Ray intensity for 1965 independent reflections data were collected on a Philips diffractometer and were refined by least-square procedures<sup>9</sup> to a conventional value of 5.7%. A view of the molecule is shown in the Figure.

The formation of compounds (11)–(13) may be rationalised by an initial intramolecular displacement to give the episulphonium ion (9); this opens with ring enlargement to give (10), which is either attacked by azide ion leading to (11) and (12) or loses a proton giving the alkene (13) (Scheme 2).

These products (11)–(13) represent the first examples of heterocyclic dithiepan derivatives of carbohydrates.

All new compounds gave satisfactory elemental analyses.

We thank Professor Szarek for a sample of the diol (5).

(Received, 25th July 1974; Com. 934.)